

# Municipality of Milan Popular Financial Reporting



**Municipality  
of Milan**

**TEAM NUMBER 2  
Presented by**

Assisi Giada  
Bernard Giorgia  
Bruno Valentina  
Nico Stefano





# Table of Contents

Message from  
the Major **3**

General data and  
context **4**

Rank and  
Positioning **7**

Public  
Administration  
Group Structure **9**

Consolidated  
financial  
statement **11**

Policies **15**

Representation  
of Six capitals **16**

Sustainable  
Development  
Goals **18**

Data sources **23**



# Message from the Major



Year 2023 has been an extraordinary year for municipality of Milan since it stays one of the most international and innovative Italian cities. Indeed, its universities, research entities and social institutions are constantly enhancing the knowledge in multiple fields such as health care, sustainable development and urbanization.

Through the ages, Milan has received many awards for its commitment to different projects and for this reason new policies, such as Urban Food policy pact and European Union initiatives have been undertaken to make the city even more attractive. Such achievements reflect into impressive GDP growth (+8,7%) and a very low unemployment rate being 4,7% compared to 5,4% of 2022.

Milan is wealthier than last year: not only revenues are higher than 2022 by 80 000 euros, but also from a social, cultural and environmental point of view.

Such wellbeing is exposed in this report, which provides insights about municipality of Milan for the past fiscal 2023. The main topic addressed are organization structure, data about economics and demographics, city ranking and consolidated financial statements. Furthermore, main policies implementation regarding SDGs and general municipality development are described in the following pages.

In conclusion, this report aim isn't only informative, but it is a heartfelt thanks to all citizens for continuously contributing to Milan growth and enrichment and being sure we keep collaborating together for the years to come.

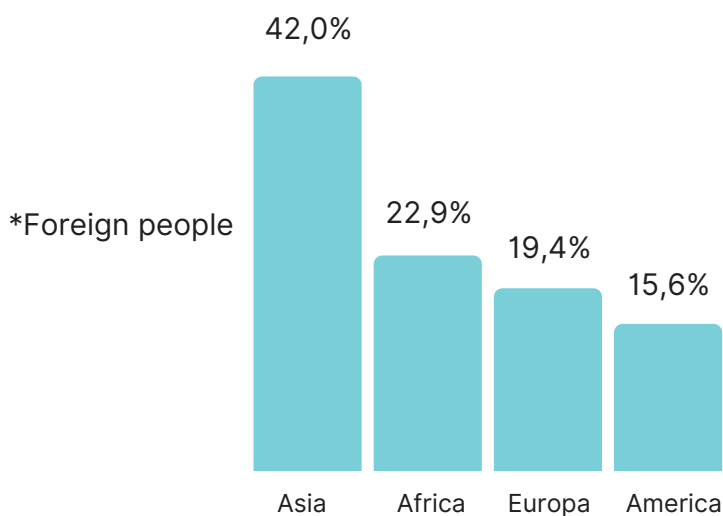
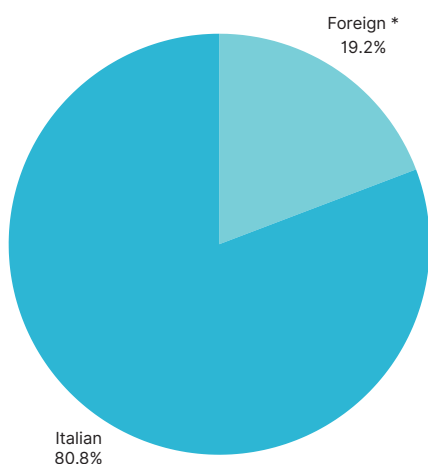
Giuseppe Sala, the mayor of Milan

# General data and context

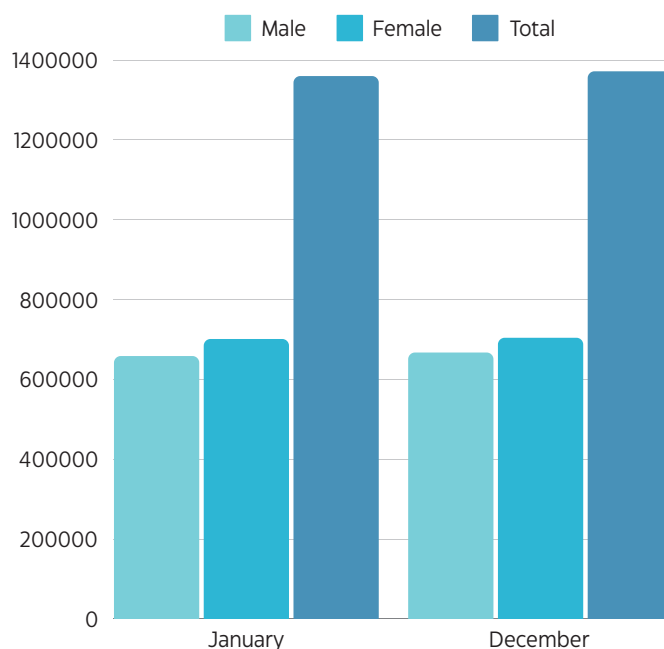
population living in Milan from 2003 to 2023:

## Foreign Population in Milan (2003 - 2023)

As of January 1, 2023, Milan is home to **261,277** foreign residents. This number represents **19.2%** of the city's total population, highlighting the diverse and multicultural nature of Milan.



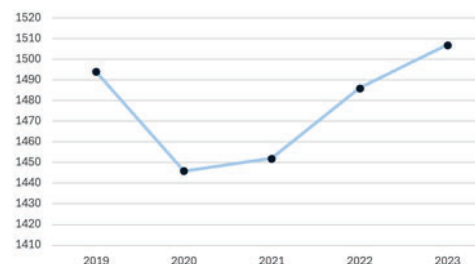
## Population of Milan (2023)





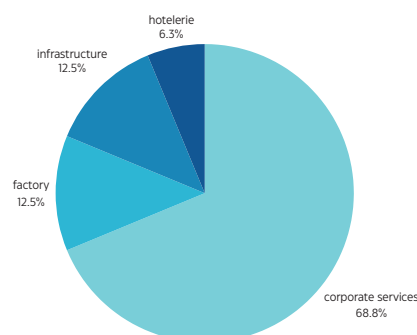
### Economic Overview:

In 2023, Milan boasts a workforce of **1,507,464** employed individuals. This figure reflects an increase of **21,308** jobs compared to the previous year, indicating a thriving job market. Among these workers, **692,000** are women, showing a significant female presence in the workforce.



Out of a total of 11 people in the workforce, 5 are female.

As the pie chart displays, the majority of workers, hence  $\approx 60\%$ , are employed in the corporate services sector, contrary to the Infrastructure and factory sectors which require both 10% of the total workforce. Overall, the least employed-sector is the Hotellerie with a 5% of employers.



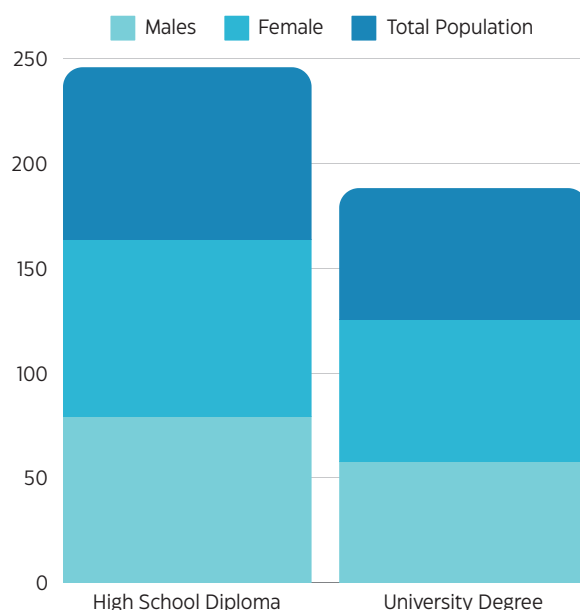
### Education Levels:

#### High School Diploma:

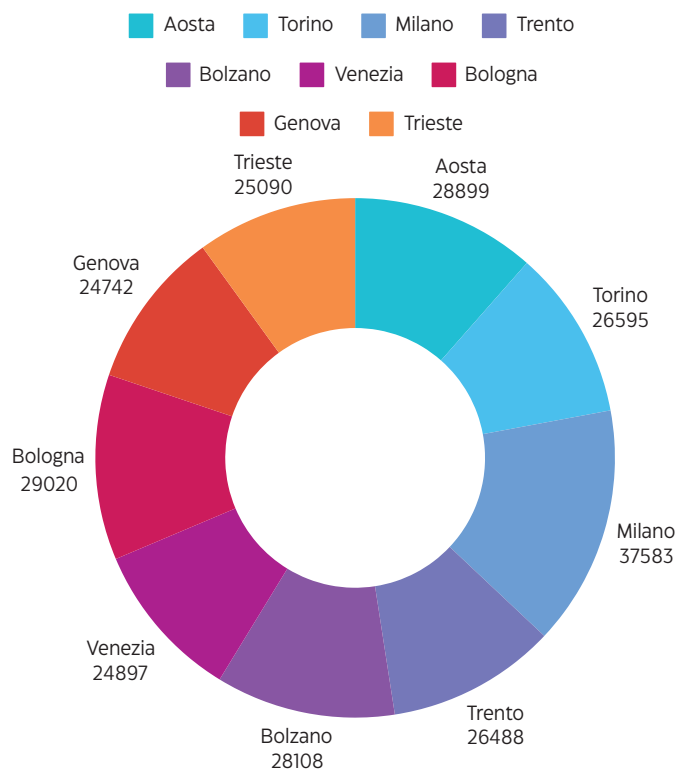
- Among males, **79.4%** have completed at least a high school education.
- For females, this figure is higher at **84.4%**.
- Overall, **81.9%** of the population has a high school diploma, demonstrating a strong commitment to education in the city.

#### University Degree (out of 100 individuals):

- Among those who have a university degree, **57.9%** are males.
- For females, this percentage is notably higher, **67.8%**.
- The total percentage of individuals with a university degree stands at **62.4%**, reflecting a well-educated population.



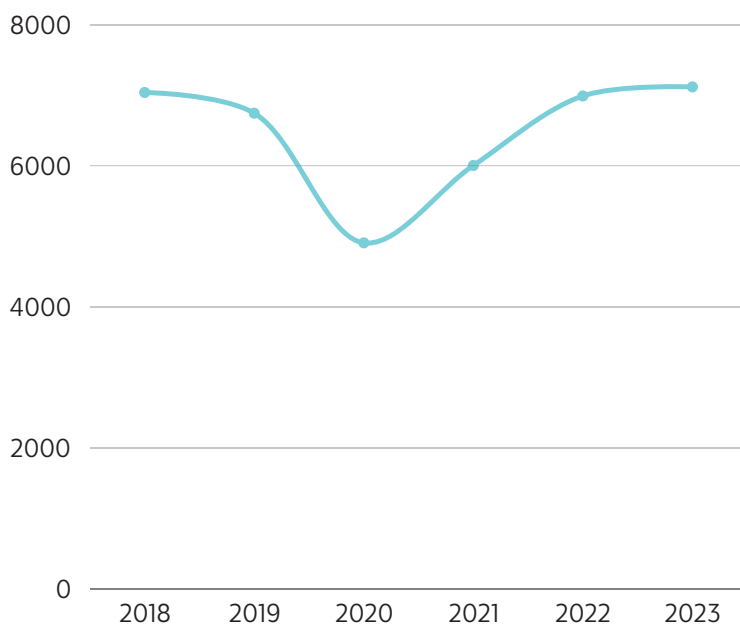
### Average income:



In 2023, Milan ranks as the city with the highest average income in Italy, amounting to **€37,583**. This figure illustrates the economic **vitality and attractiveness** of the city for residents and newcomers alike.

### Crime Rate in Milan (2018 - 2023):

The crime rate in Milan is recorded at **7,115.6 incidents per 100,000 inhabitants**. This statistic, sourced from Statista, provides insight into the safety and challenges faced by residents in the city.

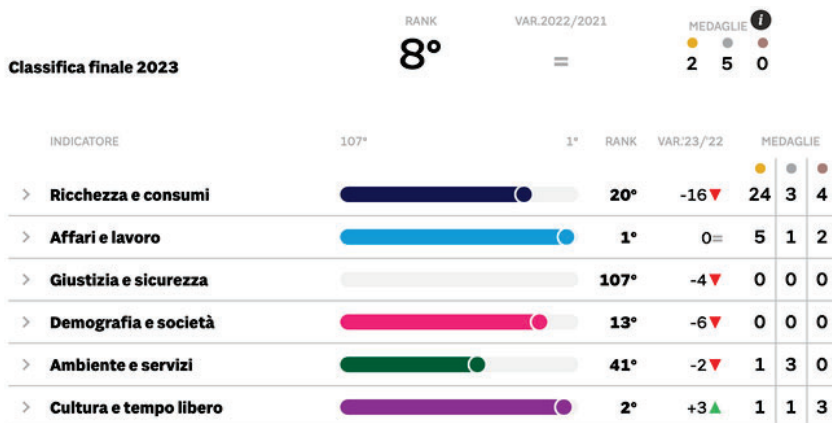




# Rank and Positioning

in 2023:

As reported by the "Sole24Ore" journal, Milan is positioned **eighth nationally** in 2023, yet it leads in the **business sector**.



The subject has demonstrated impressive performance across various indicators. They have secured the **top position** in "**business and work**", showcasing exceptional skills and achievements in this area. In "**culture and leisure**", they earned a commendable second place, reflecting a rich engagement with cultural activities and recreational pursuits. Their ranking in "**demography and society**" stands at thirteenth, indicating a solid understanding of social dynamics and population trends.

In the realm of "**wealth and consumption**", they are positioned twentieth, suggesting a well-rounded approach to economic factors and consumer behavior. The subject ranks forty-first in "**environment and services**", which highlights their commitment to environmental issues and service provision. Lastly, they are placed one hundred seventh in "**justice and security**", an area that underscores the importance of legal frameworks and public safety in their overall performance.

The city exhibits exceptional performance, **ranking first** in metrics related to "**innovative startups**" and "**e-commerce enterprises**". This distinction highlights its dynamic ecosystem and capacity for fostering entrepreneurial growth in these sectors.

▼ Affari e lavoro

SOTTOINDICATORE	RANK	VALORE	MEDIA
<b>Startup innovative</b> Ogni mille società di capitale (Infocamere, Al 30 settembre 2023)	1	14	6,1
<b>Imprese che fanno e-commerce</b> Ogni 100 imprese registrate (Infocamere, Al 30 settembre 2023)	1	11	4,9

In the "**Culture and Free Time**" category, this region demonstrates a commendable performance, **ranking second** overall. It is particularly noteworthy in the "**Employed in Cultural Firms**" metric, where its percentage value approaches nearly double the average.

**Addetti nelle imprese culturali**  
In % sul totale (Istat, 2022)

1 2,90 1,1

### Innovative leader Italian cities:

According to the I-City ranking, Milan is recognized as one of the **four leading Italian cities in terms of innovation**, alongside Bergamo, Florence, and Modena. These cities are distinguished as the foremost innovators in Italy, being the only ones to secure positions within the top ten across all three classifications of the I-City Rank 2023.

This classification is based on three dimensions, evaluated through 37 indicators derived from 171 variables. The first dimension, "**Digital Administrations**"(tab 1), assesses the degree of digitalization of administrative activities. The second dimension, "**Open Municipalities**"(tab 2), analyzes the utilization of social media, the availability of open data, and the usability of applications. The third dimension, "**Connected Cities**"(tab 3) , measures the impact of digital transformation on urban governance and encompasses the development of connection networks, sensor systems, connected devices, and tools for processing information flows and data analysis.

PRIME 10 POSIZIONI GRADUATORIA INDICE ICR-AMMINISTRAZIONI DIGITALI 2023		
RANK	COMUNE	PUNTEGGIO/100
1	Cremona	87
2	Siena	82
3	Firenze	81
3	Pistoia	81
5	Lodi	79
5	Perugia	79
7	Bergamo	78
7	Cesena	78
9	Milano	77
10	Modena	76


tab 1

PRIME 10 POSIZIONI GRADUATORIA INDICE ICR-COMUNI APERTI 2023		
RANK	COMUNE	PUNTEGGIO/100
1	FIRENZE	87
2	TORINO	86
3	BOLOGNA	84
4	MILANO	83
4	ROMA CAPITALE	83
6	Bergamo	80
7	GENOVA	79
8	Reggio Emilia	78
8	Trento	78
10	Modena	77
10	VENEZIA	77

tab 2

PRIME 10 POSIZIONI GRADUATORIA INDICE ICR-CITTÀ CONNESSE 2023		
RANK	COMUNE	PUNTEGGIO/100
1	BOLOGNA	92
2	MILANO	91
3	CAGLIARI	90
4	FIRENZE	87
5	VENEZIA	84
6	Padova	83
6	TORINO	83
8	Bergamo	82
9	Trento	81
10	BARI	80
10	GENOVA	80
10	Modena	80

tab 3



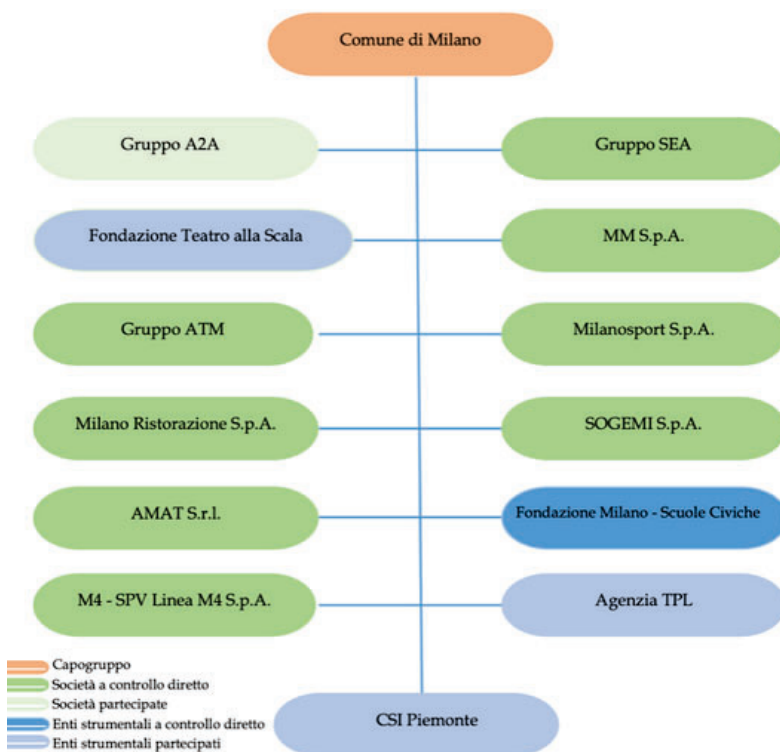


```

graph TD
    Sindaco[SINDACO] --- Segreteria[SEGRETARIA GENERALE]
    Sindaco --- Avvocatura[DIREZIONE AVVOCATURA]
    Sindaco --- Direttore[DIRETTORE GENERALE]
    
    Direttore --- Supporto([STRUTTURA DI SUPPORTO ALLE FUNZIONI DEL SINDACO])
    Direttore --- CityOp[CITY OPERATION MANAGEMENT]
    Direttore --- ViceDirettore[VICE DIRETTORE GENERALE]
    
    Direttore --- Sicurezza[DIREZIONE SICUREZZA URBANA]
    Direttore --- Bilancio[DIREZIONE BILANCIO E PARTECIPATE]
    Direttore --- Demand[DIREZIONE DEMAND E PATRIMONIO]
    Direttore --- Recupero[DIREZIONE RECUPERO EVASIONE ECOATTIVA]
    Direttore --- Tecnica[DIREZIONE TECNICA E ARREDO URBANO]
    Direttore --- Mobilità[DIREZIONE MOBILITÀ]
    Direttore --- Rigenerazione[DIREZIONE RIGENERAZIONE URBANA]
    Direttore --- Servizi[DIREZIONE SERVIZI CIVICI E MUNICIPI]
    Direttore --- SUAP[DIREZIONE SPECIALISTICA AUTORIZZAZIONI E CONCESSIONI -SUAP]
    Direttore --- Lavori[DIREZIONE LAVORO, GIOVANI E SPORT]
    Direttore --- Welfare[DIREZIONE WELFARE E SALUTE]
    Direttore --- Casa[DIREZIONE CASA]
    Direttore --- Cultura[DIREZIONE CULTURALE]
    Direttore --- Educazione[DIREZIONE EDUCAZIONE]
    
    Direttore --- AreaServizio[AREA SERVIZIO of PRESIDENZA DEL CONSIGLIO COMUNALE]
    AreaServizio --- UnicaAppalti[DIREZIONE CENTRALE UNICA APPALTI]
    AreaServizio --- Innovazione[DIREZIONE INNOVAZIONE TECNOLOGICA E DIGITALE]
    AreaServizio --- Organizzazione[DIREZIONE ORGANIZZAZIONE E RISORSE UMANE]
    
    Direttore --- Autorita[DIREZIONE SPECIALISTICA AUTORITÀ DI GESTIONE E MONITORAGGIO PIANI]
    Direttore --- GrandiEventi[DIREZIONE SPECIALISTICA GRANDI EVENTI]
    Direttore --- Infrastrutture[DIREZIONE SPECIALISTICA INFRASTRUTTURE DEL TERRITORIO]
    Direttore --- Legalita[DIREZIONE SPECIALISTICA LEGALITÀ E CONTROLLI]
    Segreteria --- International([INTERNATIONAL AUDITING])
  
```

The last level is represented by **city and social services**, where the main are: Green and Environment management, Civic Services and Municipalities, mobility, Welfare and Health, culture, education and labor.

# Municipality of Milan Popular Financial Reporting



The main subsidiaries/affiliates that contribute to the municipality services providing are:

- **ATM:** it manages public transport
- **Gruppo A2A:** it is the city's energy and gas provider
- **AMAT S.r.l.:** it provides services related to environment and territory (e.g. traffic monitoring, environmental sustainability)
- **Fondazione Milan - Scuole Civiche:** it promotes high quality education in communication and entertainment areas.
- **SEA S.p.a:** it manages Milan Linate and Malpensa Airports.

**Third sector entities** affiliated to the city are for instance Legambiente Lombardia, Caritas Ambrosiana, Fondazione Prada, Croce Rossa Italiana and Associazione Libera.



**Fondazione Prada**



## EMPLOYEE DEMOGRAPHIC

As of December 2023, the municipality of Milan employed **approximately 13,000 individuals**. Women constituted two-thirds of this workforce, with a significant presence in various sectors. Notably, women comprised 97% of the employment in the education sector, 27% in technical roles, and 34% within the Corpo della Polizia Locale.



# Consolidate Financial Statement

For the fiscal year ended in December 31, 2023

ATTIVO	STATO PATRIMONIALE CONSOLIDATO		
	(a) 2023	(b) 2022	(c) DIFFERENZA
Crediti vs. lo Stato ed altre amm.pubb. per la partecipazione al fondo di dotazione	0	(0)	(0)
<b>Totale crediti vs partecipanti</b>	<b>0</b>	<b>-</b>	<b>0</b>
Immobilizzazioni immateriali	1.928.131	1.847.685	80.446
Immobilizzazioni materiali	13.782.644	13.618.076	164.568
Immobilizzazioni Finanziarie	1.470.328	1.524.490	(54.162)
<b>Totale immobilizzazioni</b>	<b>17.181.103</b>	<b>16.990.251</b>	<b>190.852</b>
Rimanenze	197.686	245.270	(47.584)
Crediti	4.311.121	4.692.821	(381.700)
Attività finanziarie che non costituiscono immobilizzazioni	346.696	202.747	143.949
Disponibilità liquide	3.545.574	3.961.592	(416.018)
<b>Totale attivo circolante</b>	<b>8.401.077</b>	<b>9.102.430</b>	<b>(701.353)</b>
<b>Ratei e Risconti</b>	<b>22.859</b>	<b>24.364</b>	<b>(1.505)</b>
<b>TOTALE DELL'ATTIVO</b>	<b>25.605.039</b>	<b>26.117.045</b>	<b>(512.006)</b>

\*BALANCE SHEET (ASSETS)

PASSIVO			
Patrimonio netto	10.132.205	9.909.654	222.551
Fondo rischi e oneri	794.463	776.164	18.299
Trattamento di fine rapporto	149.693	164.443	(14.750)
Debiti	10.668.223	11.768.472	(1.100.249)
Ratei, risconti e contributi agli investimenti	3.860.455	3.498.312	362.143
<b>Totale del passivo</b>	<b>25.605.039</b>	<b>26.117.045</b>	<b>(512.006)</b>
Conti di ordine	2.382.402	2.249.118	133.284

\*BALANCE SHEET (LIABILITIES AND EQUITY)

## Resources (assets) of the municipality of Milan

**Types of Resources:** the main resources of municipality of Milan include both physical and non-physical elements



- **Physical resources:** These are physical items like buildings, land, machines, and public transportation (like the ATM public transport company).



- **Non physical resources:** These include things you can't touch, such as patents, licenses, brands, software, marketing costs, and research and development (R&D) costs.



- **Financial resources:** These are investments the municipality plans to hold for a long time, including stakes in other companies, loans it has made and cash.

ATTIVO	STATO PATRIMONIALE CONSOLIDATO		
	(a) 2023	(b) 2022	(c) DIFFERENZA
Crediti vs. lo Stato ed altre amm.pubb. per la partecipazione al fondo di dotazione	0	(0)	(0)
<b>Totale crediti vs partecipanti</b>	<b>0</b>	<b>-</b>	<b>0</b>
Immobilizzazioni immateriali	1.928.131	1.847.685	80.446
Immobilizzazioni materiali	13.782.644	13.618.076	164.568
Immobilizzazioni Finanziarie	1.470.328	1.524.490	(54.162)
<b>Totale immobilizzazioni</b>	<b>17.181.103</b>	<b>16.990.251</b>	<b>190.852</b>
Rimanenze	197.686	245.270	(47.584)
Crediti	4.311.121	4.692.821	(381.700)
Attività finanziarie che non costituiscono immobilizzazioni	346.696	202.747	143.949
Disponibilità liquide	3.545.574	3.961.592	(416.018)
<b>Totale attivo circolante</b>	<b>8.401.077</b>	<b>9.102.430</b>	<b>(701.353)</b>
Ratei e Risconti	22.859	24.364	(1.505)
<b>TOTALE DELL'ATTIVO</b>	<b>25.605.039</b>	<b>26.117.045</b>	<b>(512.006)</b>

## Debts (liabilities) of the municipality of Milan:

PASSIVO			
Patrimonio netto	10.132.205	9.909.654	222.551
Fondo rischi e oneri	794.463	776.164	18.299
Trattamento di fine rapporto	149.693	164.443	(14.750)
Debiti	10.668.223	11.768.472	(1.100.249)
Ratei, risconti e contributi agli investimenti	3.860.455	3.498.312	362.143
<b>Totale del passivo</b>	<b>25.605.039</b>	<b>26.117.045</b>	<b>(512.006)</b>
Conti di ordine	2.382.402	2.249.118	133.284

- **Financial Debts:** Money owed to banks and financial institutions, as well as public administration.
- **Debts to Suppliers:** Money owed to companies that provide goods and services.
- **Debts to Third Parties:** Money owed to entities like the national health service.

**Capital (Equity):** The municipality's own funds amount to €10,132,205.





### → Understanding the Financial Situation of the Municipality of Milan

In order to see if the municipality of Milan is financially stable, there are some specific indicators to take into consideration

**1. Financial Independence Ratio:** To see how well the municipality is funded, we look at its equity (ownership funds) compared to total assets.

The calculation is:

- Capital (Equity): €10,132,205
- Total resources: €25,605,039
- Ratio:  $\text{€10,132,205} / \text{€25,605,039} = 39.56\%$



→ well capitalized, sufficient money for the operations of the municipality.

**2. Liquidity and Solvency:** To understand if the municipality can pay its short-term debts, we compare current assets to current liabilities:

- Current Debt: €4,323,306
- Current Resources: €8,401,077
- Current Ratio:  $\text{€4,323,306} / \text{€8,401,077} = 51\%$



→ well capitalized, sufficient liquidity to cover short-term debts.

## Municipality of Milan Popular Financial Reporting

CONTO ECONOMICO	Bilancio consolidato 2023 (a)	Bilancio consolidato 2022 (b)	Differenza (a-b)
A) COMPONENTI POSITIVI DELLA GESTIONE	8.600.006	10.575.674	(1.975.668)
B) COMPONENTI NEGATIVI DELLA GESTIONE	8.455.675	10.365.649	(1.909.974)
<b>DIFFERENZA FRA COMP. POSITIVI E NEGATIVI DELLA GESTIONE (A-B)</b>	<b>144.331</b>	<b>210.025</b>	<b>(65.694)</b>
C) PROVENTI ED ONERI FINANZIARI	(140.217)	(127.243)	(12.974)
Proventi finanziari	118.170	71.972	46.198
Oneri finanziari	258.387	199.215	59.172
D) RETTIFICHE DI VALORE ATTIVITÀ FINANZIARIE	5.142	(21.124)	26.266
Rivalutazioni	7.281	3.259	4.022
Svalutazioni	2.139	24.383	(22.244)
E) PROVENTI ED ONERI STRAORDINARI	363.676	230.651	133.025
Proventi straordinari	471.537	391.746	79.791
Oneri straordinari	107.861	161.095	(53.234)
<b>RISULTATO PRIMA DELLE IMPOSTE (A-B+C+D+E)</b>	<b>372.932</b>	<b>292.309</b>	<b>80.623</b>
IMPOSTE	153.145	140.136	13.009
<b>RISULTATO DELL'ESERCIZIO (comprensivo della quota di pertinenza di terzi)</b>	<b>219.787</b>	<b>152.173</b>	<b>67.614</b>
Risultato dell'esercizio di pertinenza di terzi	81.068	94.453	(13.385)
<b>RISULTATO DELL'ESERCIZIO DI GRUPPO</b>	<b>138.719</b>	<b>57.720</b>	<b>80.999</b>

\*INCOME STATEMENT

**REVENUES:** they are *inflows* of money.

municipality of Milan mainly earn from:

- services provided by public entities such as public transports (ATM)
- money transfers from government
- taxes such as IMU and TARI



**EXPENDITURES:** they are *outflows* of money.

municipality of Milan mainly spend in:

- public services
- personnel costs
- health care
- maintenance and energy costs provided to ATM S.p.a
- also expenses to particular social programs such as “diritti sociali e famiglia” “assetto del territorio ed edilizia abitativa”



# Policies

Major policies of municipality of Milan:

**1. Urban Food Policy Pact**




**2. Call Urban Factor 2023/2024:** research projects related to the Municipality of Milan climate change impacts on population and urban regeneration.



**3. Milan Circolare:** this policy implemented by the Municipality of Milan is an Action Plan related to fashion, textile, furniture and consumers' goods. According to some researches made on 25 fashion firms (e.g Armani, Tod's, Ferragamo) by Sustainability lab Sda Bocconi and Enel X, it is estimated that there will be an increase of consciousness within employees and suppliers by 97% and 292% respectively.



**1. HeriACT:** it is a project founded by EU that aims at protecting and enhancing historical and cultural heritage through architecture, design, digital technology and art with sustainability and inclusivity as final goals.





# Representation of Six Capitals

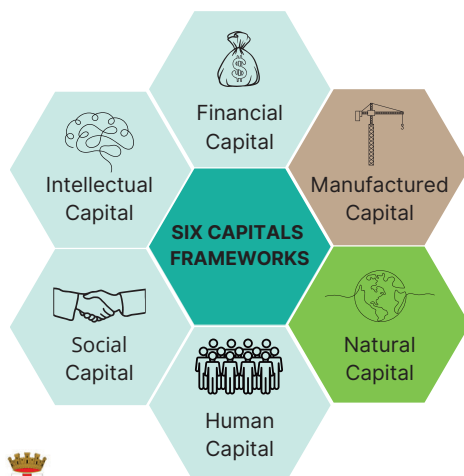
## Natural Capital:

- **Milan green week 2023** dedicated to environmental sustainability, biodiversity.
- **Low emission zones** Area C and Area B.
- **Expansion of green spaces** (e.g Giardini Piazza Aquileia, Parco Giambellino "Aylan Kurdi" ex industrial land).
- **Hypergrid** (High-voltage direct current power line - HvdC) project by Terna spa between Milan and Montalto (VT).

## Productive Capital:

Some of the projects:

- Transformation work of the area in front of the Sforza Castle with a large pedestrian and green space.
- **PINQUA San Siro/Aretusa project** to create new San Siro Commissariat.



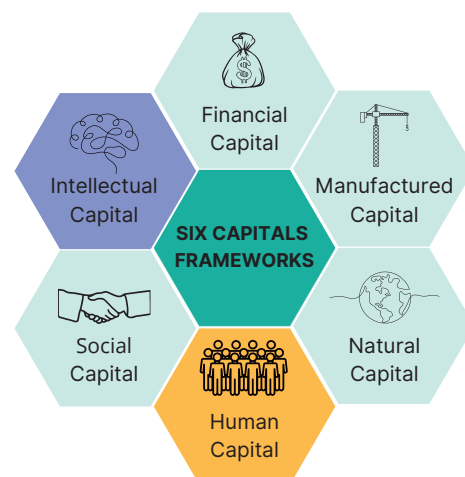


### Intellectual Capital:

- Collaborations with **PoliMilan** regarding targets portrayed in the Agenda 2030 showing the use of advanced technology in order to reduce the emission of fossil fuel on a environmental contest and make a significant impact on the social and cultural progress of the city.
- A cosmopolitan metropolis, Milan implements a strategy of **collaboration between cities**, which translates into bilateral activities.
- With the **Twinning institute**, the cooperation between cities and the strengthening of ties between people, help the maintenance of relationships between Italian communities abroad and foreign communities in Milan.

### Human Capital:

- **Employment opportunities** inside Milan municipality (e.g internship opportunities through project GeCO, job offers to people carrying disabilities)
- **Spazio Baroni 85 program**: free activities related to sports and arts for young aged 12-24 y.o.
- **Training courses** related to fashion, communication design, IT&New media, languages, lutherie



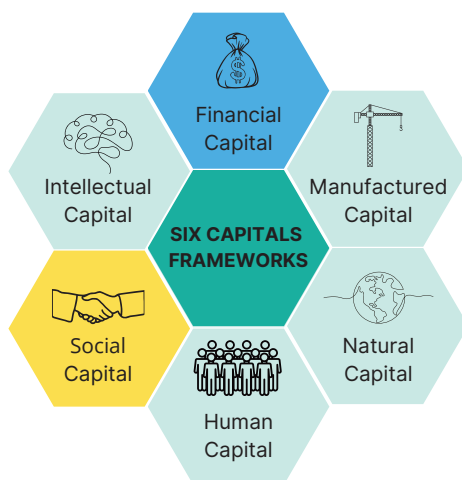


### Social Capital:

- **Foundation of the House of Rights** which represents a point of reference to promote social cohesion through actions and initiatives aimed at protecting equal opportunities.
- The city of Milan promotes projects and services to encourage collaborations on the topic of **migration**, through constant agreement with various institutional actors and with the city network of local actors for integration.
- The establishment of the volunteering association: **CIG Arcigay** Milan which promotes political activities, cultural projects and services around the LGBTQIA+ community in the city.

### Financial Capital:

- 923.76 milioni **PNRR capital** (e.g Interventi per la resilienza, la valorizzazione del territorio e l'efficienza energetica nei comuni).
- **Taxes** (e.g IMU, TARI)
- Funds from **Programma Regionale Lombardia – 2021-2027 (FESR- FSE FSC)**, which supports policies of sustainable urban development of Lombardia Regione.





# Sustainable Development Goals

The objectives that the Municipality of Milan is currently pursuing.



## GOAL 2- ZERO HUNGER:



Since 2015 Milan Municipality subscribed the **Urban Food Policy Pact**, which aims at reducing food waste and allowing everyone's access to nutritious and healthy food.

### amount of initiatives



\*out of 160 actions implemented  
by Lombardia Region

### GOAL 5- GENDER EQUALITY



Another goal achieved by the city of Milan is goal 5 concerning gender equality. This goal is focused on reaching **women empowerment** including self-esteem and self consciousness. The main target to be achieved before 2030 regards:

- the complete abolition of discrimination and violence
- The guarantee of effective participation and even opportunity of leadership at all levels of decision making in political, economic and public life.

The **balance of gender** was an efficient tool provided to better conduct an analysis and collect data about:

- Health and life expectancy:
- Omnia-Education
- Labour
- Gender violence
- Exploitation
- Work-life balance

#### amount of initiatives



\*out of 160 actions implemented by Lombardia Region




Milan Municipality provides multiple services in order to avoid inequalities such as **CELAV Program** for job reallocation of disadvantaged people (disabled, ex prisoners).



#### amount of initiatives

\*out of 160 actions implemented by Lombardia Region





## GOAL 11- SUSTAINABLE CITIES AND COMMUNITIES



One of the most important goal achieved by the Municipality of Milan is Goal 11, which aims at **making cities and human settlements inclusive, safe, durable and sustainable**.

This objective is declined in achievements which point at:

- Housing at fair price for everyone,
- Accessible, safe and sustainable local public transportations,
- Inclusive and sustainable urbanization,
- Attention to air pollution and waste management,
- Public and green spaces.

Among these objectives, the main one reached are:

- Guarantee of **public transports** improving **safety** in the streets helping vulnerable people, pregnant women, children, disabled people and elderly people.
- **Reduction of negative environmental impact** focusing on air quality and urban waste disposals.
- Increase of number of cities and human settlements that adopt and implement an **integrated policies** aimed at inclusion, resource efficiency mitigation and adaptation to climate change, disaster resistance and that promote and implement holistic disaster risk management at all levels.

### amount of initiatives



\*out of 160 actions implemented  
by Lombardia Region





### GOAL 13- CLIMATE ACTION



The **Climate change** forced people to rethink the city and act immediately to obtain pastiche and lasting effects for everyone's quality of life. All this concept is embraced by Goal 13 of the Agenda 2030.

More in depth, the Municipality of Milan developed the **Air and Climate Plan** with the following objectives:

- **Air quality:** reduction of Fine dust emission (PM10 and PM2.5) and reduction of Co2 emission of about 45% .
- **Temperature:** maintaining at a constant level of 2°C the urban temperature.
- **Adaptation and Resilience:** The PAC includes actions to address climate-related risks, such as planting more trees in urban areas. This helps manage heat waves and heavy rain by providing shade, cooling the environment, and absorbing water.
- **Collaborative Action through Climate City Contract:** Milan's Climate City Contract is part of the EU's 100 Climate Neutral and Smart Cities initiative. It brings together city stakeholders like businesses, universities, and public organizations to work together towards climate neutrality.
- **Community Engagement and Awareness:** Milan involves residents in initiatives such as "*Milan Changes Air*". This program encourages people to make sustainable lifestyle choices and motivates them and local businesses to take part in environmental efforts.



amount of initiatives



\*out of 160 actions implemented by Lombardia Region

### GOAL 17- PARTNERSHIP FOR THE GOALS



The Municipality of Milan is focused on promoting sustainability and protecting the environment by forming **strategic partnerships** that align with the United Nations Sustainable Development Goals.

More in depth, the Municipality of Milan developed the Air and Climate Plan with the following objectives:

- **EU's "100 Climate-Neutral and Smart Cities by 2030" with European Union:** This partnership helps the city to have access to funding and technical support in order to carry out important projects aimed at becoming climate neutral. These projects include improving public transportation with electric buses and creating low-emission zones.
- **The Air and Climate Alliance:** it works with local businesses to help Milan become more sustainable. This initiative encourages companies to use eco-friendly practices and lower their carbon footprints. A2A, a major utility company, is a key participant which focuses on using renewable energy and improving waste management. Their efforts support Milan's long-term environmental goals.
- **PoliMi:** Milan works with schools like Politecnico of Milan to encourage new ideas in renewable energy and sustainable architecture. This partnership boosts the city's research abilities and helps train workers for new green technologies. It aligns education with sustainability goals.



#### amount of initiatives



\*out of 160 actions implemented by Lombardia Region



# Data sources:

## 1. Message from the Major

Milan continua a crescere, il PIL nel 2023 arriva a +8,7%. (2024, September 24). Prima Pavia. <https://primapavia.it/economia/Milan-continua-a-crescere-il-pil-nel-2023-arriva-a-87/>

## 2. General Data and Context

Milan.It. Retrieved November 6, 2024, from <https://www.cgil.Milan.it/wp-content/uploads/2024/03/Milan-al-lavoro-2023.pdf>

Cittadini Stranieri 2023 - Milan. (n.d.). Tuttitalia.it. Retrieved November 1, 2024, from <https://www.tuttitalia.it/lombardia/18-Milan/statistiche/cittadini-stranieri-2023>

demo. (n.d.). Istat.it. Retrieved November 1, 2024, from <https://demo.istat.it/app/?l=it&a=2023&i=D7B>

Galliena, P. (2024, September 7). Le criticità del mercato del lavoro nella Provincia di Milan. Uil Milan Lombardia. <https://www.uilMilanlombardia.it/le-criticita-del-mercato-del-lavoro-nella-provincia-di-Milan/>

Istruzione e Formazione. (n.d.). municipality of Milan. Retrieved November 1, 2024, from <https://www.municipality.Milan.it/aree-tematiche/dati-statistici/urbes/istruzione-formazione>

Redditi 2023, Milan la città italiana più ricca ma nella top ten non mancano le sorprese. L'infografica. (n.d.). Tiscali Risparmio. Retrieved November 1, 2024, from <https://risparmio.tiscali.it/news/articoli/redditi-classifica-capoluoghi-italiani-Milan-la-piu-ricca/>

## 3. Rankings and Positioning

ICity Rank 2023: ecco le 16 città italiane ad alto livello digitale. (2023, November 28). FPA. <https://www.forumpa.it/citta-territori/icity-rank-2023-ecco-le-16-citta-italiane-ad-alto-livello-digitale/>



## Data sources:

Qualità della vita 2023: la performance di Milan. (n.d.). [www.ilsole24ore.com](http://www.ilsole24ore.com). Retrieved October 31, 2024, from <https://lab24.ilsole24ore.com/qualita-della-vita/Milan>

### 4. Public Administration Group Structure

BILANCIO DI GENERE. (n.d.). Milan.It. Retrieved November 5, 2024, from <https://www.comune.Milan.it/documents/247036214/491116648/Bilancio+di+Genere+del+Comune+di+Milan.pdf/468c6d14-6692-d1d8-9c9f-3375947e3d24?t=1727341141745>

Il Forum Terzo Settore – Città di Milan. (n.d.). Forumterzosettore.it. Retrieved November 5, 2024, from <https://lombardia.forumterzosettore.it/Milan/il-forum-del-terzo-settore-lombardia-ets/>

Organigramma. (n.d.). municipality of Milan. Retrieved November 5, 2024, from <https://www.comune.Milan.it/comune/amministrazione-trasparente/organizzazione/articolazione-degli-uffici/organigramma>

### 5. Consolidated Financial Statements

municipality of Milan. (n.d.-c). Bilancio Consolidato 2023 municipality of Milan. Retrieved November 5, 2024, from <https://www.comune.Milan.it/documents/20126/983060/Bilancio+Consolidato+2023+Comune+di+Milan.pdf/729953a0-a93a-e085-ab98-2835bb37001f?t=1727564830972>

### 6. Policies

Heritact - Milan Cambia Aria - Municipality of Milan. (n.d.). Milan Cambia Aria. Retrieved November 6, 2024, from <https://www.comune.Milan.it/en/web/Milan-cambia-aria/progetti/heritact>

Iride, di F. (2023, December 10). Bocconi, nuovi kpi per la moda sostenibile. Milan Finanza. <https://www.Milanfinanza.it/fashion/bocconi-nuovi-kpi-per-la-moda-sostenibile-202310111811157526>

Milan Circolare 2023. (n.d.). Milan.it. Retrieved November 6, 2024, from <https://economiaelavoro.comune.Milan.it/progetti/Milan-circolare-2023>



# Data sources:

Program 2023 - municipality of Milan. (n.d.). municipality of Milan. Retrieved November 6, 2024, from <https://www.comune.Milan.it/en/aree-tematiche/rigenerazione-urbana-e-urbanistica/urban-center/urban-center/programma-2023>

## 7. Representation of Six Capitals

Agenda 2030: 17 obiettivi per lo sviluppo sostenibile. (n.d.). Agenda 2030: 17 obiettivi per lo sviluppo sostenibile. Retrieved November 6, 2024, from [https://www.cittametropolitana.mi.it/Agenda\\_metropolitana\\_sviluppo\\_sostenibile/Agenda2030/](https://www.cittametropolitana.mi.it/Agenda_metropolitana_sviluppo_sostenibile/Agenda2030/)

CIG Arcigay Milan - Sito ufficiale. (2022, January 21). Arcigay Milan. <https://www.arcigayMilan.org/>

Google.com. Retrieved November 6, 2024, from [https://www.google.com/url?sa=t&source=web&rct=j&opi=89978449&url=https://www.polimi.it/fileadmin/user\\_upload/II-Politecnico/documenti-strategici/piano-strategico-sostenibilita/2023\\_25\\_Piano\\_strategico\\_sostenibilita.pdf&ved=2ahUKEwjv3Jv\\_psWJAXUk2wIHHabnJAUQFnoECBwQAQ&usg=AOvVaw2X84gEmx2Bla3Oq0JodW0K](https://www.google.com/url?sa=t&source=web&rct=j&opi=89978449&url=https://www.polimi.it/fileadmin/user_upload/II-Politecnico/documenti-strategici/piano-strategico-sostenibilita/2023_25_Piano_strategico_sostenibilita.pdf&ved=2ahUKEwjv3Jv_psWJAXUk2wIHHabnJAUQFnoECBwQAQ&usg=AOvVaw2X84gEmx2Bla3Oq0JodW0K)

Milan Pride 2024. (n.d.). Milanpride.It. Retrieved November 6, 2024, from <https://www.Milanpride.it/it/about/>

Polimi.It. Retrieved November 6, 2024, from [https://www.polimi.it/fileadmin/user\\_upload/II-Politecnico/documenti-strategici/piano-strategico/PS-2023.pdf](https://www.polimi.it/fileadmin/user_upload/II-Politecnico/documenti-strategici/piano-strategico/PS-2023.pdf)

Terna.It. Retrieved November 5, 2024, from [https://download.terna.it/terna/Terna\\_Piano\\_Sviluppo\\_2023\\_Progetto\\_Hypergrid\\_necessità\\_Sviluppo\\_infrastrutturale\\_8db2549ed056bf0.pdf](https://download.terna.it/terna/Terna_Piano_Sviluppo_2023_Progetto_Hypergrid_necessità_Sviluppo_infrastrutturale_8db2549ed056bf0.pdf)

## 8. SDG

4.1.2.1 Impegni a livello internazionale. (n.d.). Milan.it. Retrieved November 6, 2024, from <https://www.pgt.comune.Milan.it/vas-rapporto-ambientale/4-definizione-dellambito-di-influenza-dellaggiornamento-del-pgt/41-quadro-pianificatorio-e-programmatico-di-riferimento/412-obiettivi-di-sostenibilita-ambientale-di-riferimento/4121-impegni-livello-internazionale>



## Data sources:

Agenda 2030: 17 obiettivi per lo sviluppo sostenibile. (n.d.). Agenda 2030: 17 obiettivi per lo sviluppo sostenibile. Retrieved November 6, 2024, from [https://www.cittametropolitana.mi.it/Agenda\\_metropolitana\\_sviluppo\\_sostenibile/Agenda2030/](https://www.cittametropolitana.mi.it/Agenda_metropolitana_sviluppo_sostenibile/Agenda2030/)

Alliance for air and climate - Milan cambia Aria - municipality of Milan. (n.d.). Milan Cambia Aria. Retrieved November 6, 2024, from <https://www.comune.Milan.it/en/web/Milan-cambia-aria/cosa-puoi-fare-tu/sei-un-azienda/alleanza-per-l-aria-e-il-clima>

BILANCIO DI GENERE. Milan.It. Retrieved November 5, 2024, from <https://www.comune.Milan.it/documents/247036214/491116648/Bilancio+di+Genere+del+Comune+di+Milan.pdf/468c6d14-6692-d1d8-9c9f-3375947e3d24?t=1727341141745>

Centro di Mediazione al Lavoro - CELAV: come funziona. (n.d.). municipality of Milan. Retrieved November 6, 2024, from <https://www.comune.Milan.it/celav-offerta>

EU missions in horizon Europe. (n.d.). Research and Innovation. Retrieved November 6, 2024, from [https://research-and-innovation.ec.europa.eu/funding/funding-opportunities/funding-programmes-and-open-calls/horizon-europe/eu-missions-horizon-europe\\_en](https://research-and-innovation.ec.europa.eu/funding/funding-opportunities/funding-programmes-and-open-calls/horizon-europe/eu-missions-horizon-europe_en)

Food policy. (n.d.). municipality of Milan. Retrieved November 6, 2024, from [https://www.comune.Milan.it/aree-tematiche/food\\_policy](https://www.comune.Milan.it/aree-tematiche/food_policy)

What you can do - Milan Cambia Aria - Municipality of Milan. (n.d.). Milan Cambia Aria. Retrieved November 6, 2024, from <https://www.comune.Milan.it/en/web/Milan-cambia-aria/cosa-puoi-fare-tu>



## Data sources:

Agenda 2030: 17 obiettivi per lo sviluppo sostenibile. (n.d.). Agenda 2030: 17 obiettivi per lo sviluppo sostenibile. Retrieved November 6, 2024, from [https://www.cittametropolitana.mi.it/Agenda\\_metropolitana\\_sviluppo\\_sostenibile/Agenda2030/](https://www.cittametropolitana.mi.it/Agenda_metropolitana_sviluppo_sostenibile/Agenda2030/)

Alliance for air and climate - Milan cambia Aria - municipality of Milan. (n.d.). Milan Cambia Aria. Retrieved November 6, 2024, from <https://www.comune.Milan.it/en/web/Milan-cambia-aria/cosa-puoi-fare-tu/sei-un-azienda/alleanza-per-l-aria-e-il-clima>

BILANCIO DI GENERE. Milan.It. Retrieved November 5, 2024, from <https://www.comune.Milan.it/documents/247036214/491116648/Bilancio+di+Genere+del+Comune+di+Milan.pdf/468c6d14-6692-d1d8-9c9f-3375947e3d24?t=1727341141745>

Centro di Mediazione al Lavoro - CELAV: come funziona. (n.d.). municipality of Milan. Retrieved November 6, 2024, from <https://www.comune.Milan.it/celav-offerta>

EU missions in horizon Europe. (n.d.). Research and Innovation. Retrieved November 6, 2024, from [https://research-and-innovation.ec.europa.eu/funding/funding-opportunities/funding-programmes-and-open-calls/horizon-europe/eu-missions-horizon-europe\\_en](https://research-and-innovation.ec.europa.eu/funding/funding-opportunities/funding-programmes-and-open-calls/horizon-europe/eu-missions-horizon-europe_en)

(N.d.). Sdgs.un.org. Retrieved November 8, 2024, from [https://sdgs.un.org/sites/default/files/vlrs/2022-07/lombardy\\_voluntary-local-review-rl-ita-high-quality\\_italian.pdf](https://sdgs.un.org/sites/default/files/vlrs/2022-07/lombardy_voluntary-local-review-rl-ita-high-quality_italian.pdf)

Food policy. (n.d.). municipality of Milan. Retrieved November 6, 2024, from [https://www.comune.Milan.it/aree-tematiche/food\\_policy](https://www.comune.Milan.it/aree-tematiche/food_policy)

What you can do - Milan Cambia Aria - Municipality of Milan. (n.d.). Milan Cambia Aria. Retrieved November 6, 2024, from <https://www.comune.Milan.it/en/web/Milan-cambia-aria/cosa-puoi-fare-tu>



# Questions? Contact us.

## Municipality of Milan

The address of the PEC is:

[protocollo@postacert.comune.Milan.it](mailto:protocollo@postacert.comune.Milan.it)

Facebook: comune di Milano

Instagram: @comune\_Milano

X: @ComuneMI

Youtube: @UfficiostampaComunedMilano

Linkedin: comunedi Milan



## Municipality of Milan

municipality of Milan, Piazza  
della Scala, 2 - 20121 Milan  
Italia

Codice fiscale/Partita IVA  
01199250158

Contact Center 020202

This work was completed as part of the Public Management course at the School of Advanced Studies (SAA), University of Turin, under the supervision of Prof. Valerio Brescia. The elements presented in this assignment have been developed in accordance with the guidelines defined by Professors Paolo Biancone, Silvana Secinaro, Valerio Brescia, and Davide Calandra.





